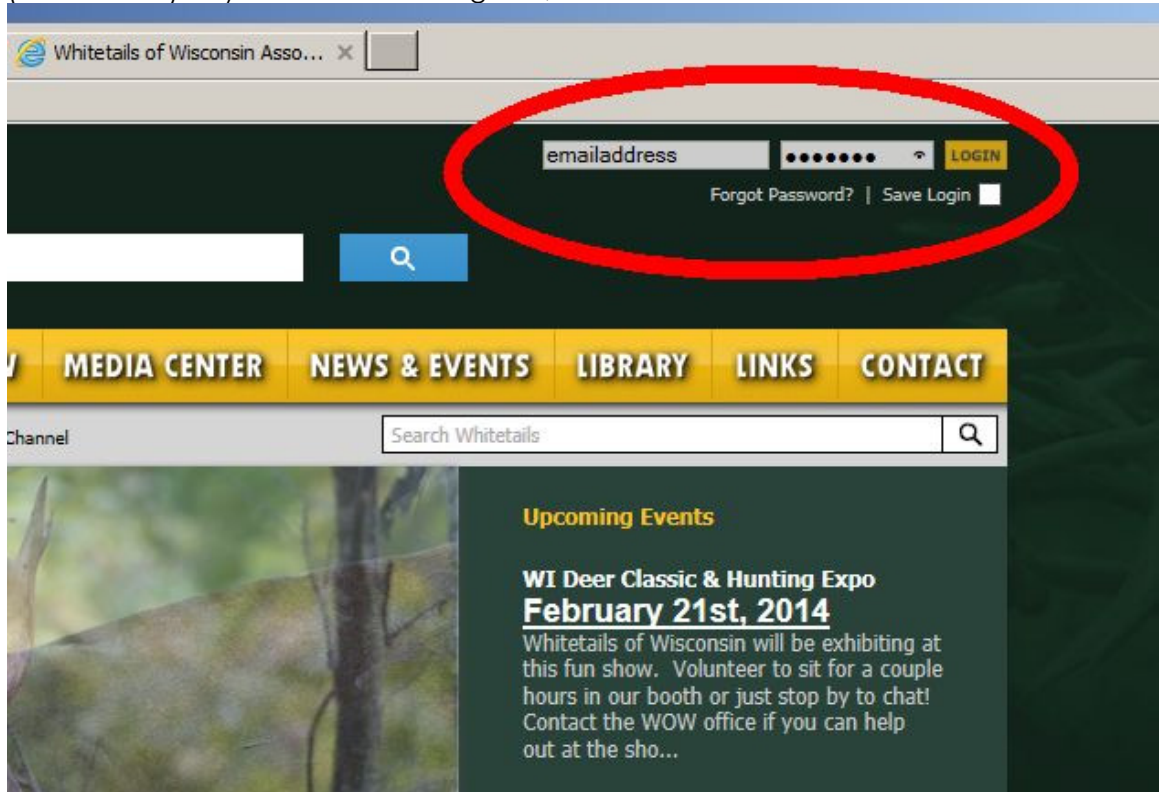


TO LOG IN TO YOUR ACCOUNT:

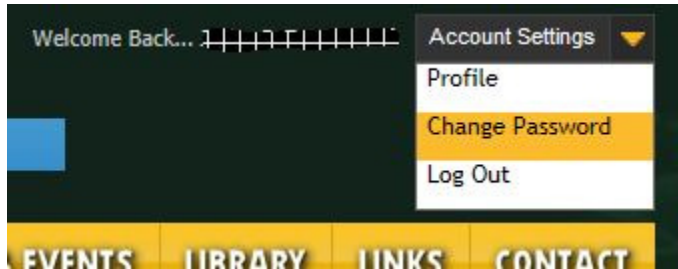
1. Go to the WOW website home page <http://www.whitetailsofwisconsin.com> and find the login boxes at the upper right corner of your screen.
2. Log in with your **email address** as your username (first box), and your password (second box). If you've never changed it, it is still **wi1234**.



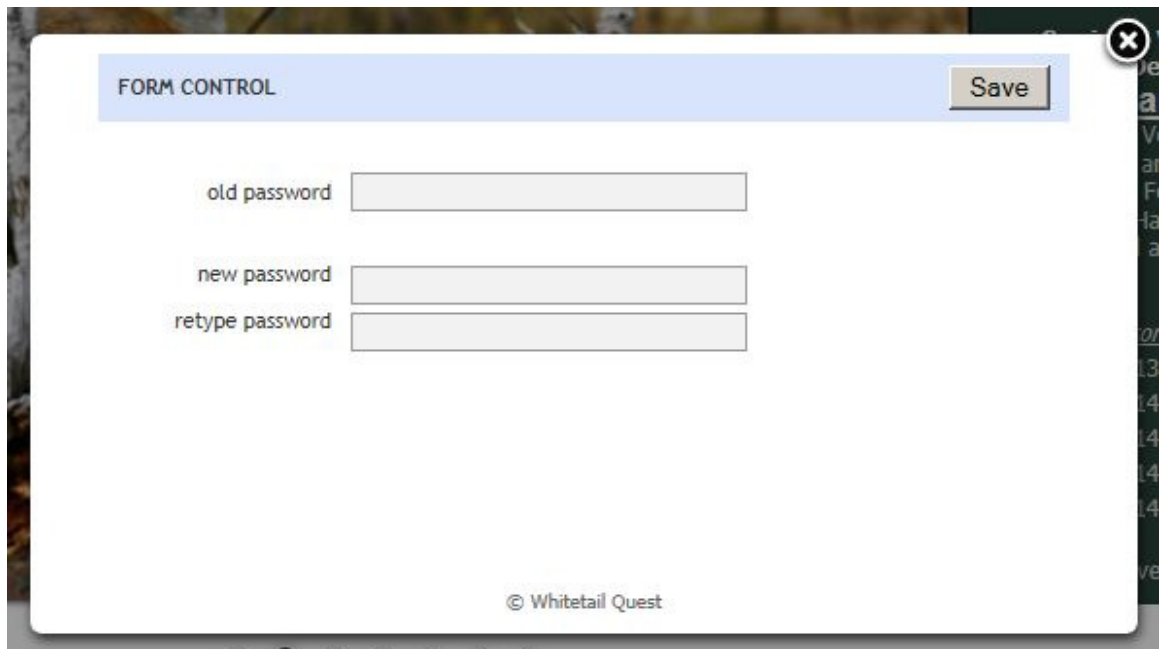
3. You can tell you're logged in successfully if it now says, "Welcome Back... **[your name]**".

TO CHANGE YOUR PASSWORD:

1. Log into your account on the WOW home page.
2. Move your mouse over **Account Settings** and click on **Change Password**.

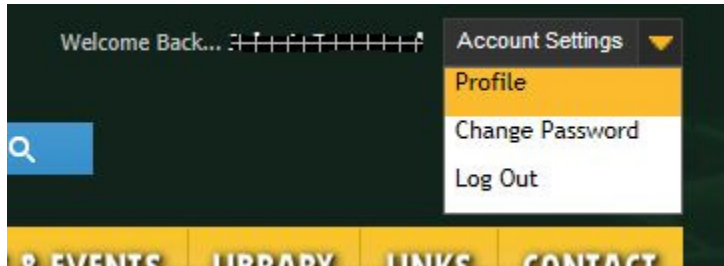


3. In the window that then opens up, type the old password, type your new password twice, then click **Save**. When it tells you that your profile was updated successfully, click the **X** in the corner to close that window.

A screenshot of a 'FORM CONTROL' window for changing a password. The window has a light blue header with the text 'FORM CONTROL' and a 'Save' button. Below the header, there are three input fields: 'old password', 'new password', and 'retype password'. At the bottom of the window, there is a copyright notice: '© Whitetail Quest'. A close button (X) is visible in the top right corner of the window.

TO MAKE CHANGES TO YOUR PROFILE, INCLUDING ADDING PHOTOS OR POSTING CLASSIFIEDS:

1. Log into your account on the WOW home page.
2. Move your mouse over **Account Settings** and click on **Profile**.



3. The window that opens up is your own farm or business profile. From this window, you can click **Edit** or the **+** sign next to any section of information to update those fields. Clicking on the **Edit** button next to your name under **Contacts** will allow you also to hide any information you don't want other members to see. Scroll down to find the **Classified Ads** and **Photo Gallery** sections. If you need help with any of these areas, just contact the WOW office.

A screenshot of a user's farm profile page on the WOW website. The page is divided into several sections. At the top, there is an 'Edit Billboard' button and a 'Send Message' button. Below this is a 'Member Menu' with options for Information, Classified Ads (0), and Photo Gallery (1). The main profile area includes a 'Description' section with an 'Edit' button. Below the description are sections for 'SPECIES OR GENETICS ON FARM' (Whitetail), 'GENETICS SOLD' (Stocker Bucks), 'ANTLER CHARACTERISTICS' (50% Typical | 50% Non-Typical), 'OTHER ANIMALS OR PRODUCTS' (Semen), and 'SPECIALTY PRODUCTS OR SERVICES' (Nothing at this time). To the right, there is a 'Contacts (1)' section with an 'Edit' button and a 'Testing Status' section showing 'CWD: 2002-DEC', 'TB: Accredited', and 'Brucellosis: N/A'. At the bottom, there are sections for 'Classified Ads' and 'Photo Gallery', both with 'Edit' buttons. A photo gallery is visible at the bottom, showing a photo of a deer head with an 'enlarge' and 'edit' link.